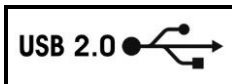




LABDMM2

PROFESSIONAL DIGITAL MANOMETER for PRESSURE and TEMPERATURE measurement



ACCREDIA
L'ENTE ITALIANO DI ACCREDITAMENTO

COMPLETO DI
Certificato di Taratura ACCREDIA

LAT N° 093
Calibration Centre
The products are NOT covered by accreditation

COMPLETE WITH
ACCREDIA Calibration Certificate



LABDMM2 is a professional digital pressure gauge made according to the most modern technologies to guarantee a high level of reliability, versatility and practicality at the same time. The sturdiness and a high stability over time are guaranteed by a monolithic sensor made entirely of stainless steel capable of working even in the presence of highly dynamic pressures, and by a robust housing made of painted aluminum.

Designed to be used in metrological laboratories, calibration systems, automation in general and process controls where it is necessary to monitor, record and transmit data.

During the production cycle the pressure gauge is calibrated and **ACCREDIA** certified for the PRESSURE measurement to guarantee a measurement uncertainty better than 0.05% in 28 different pressure ranges, **RELATIVE**, **ABSOLUTE** and in **VACUUM**.

With this instrument it is possible to simultaneously measure the **PRESSURE** generated by air, gas, oil, water or any other type of non-corrosive fluid and the **TEMPERATURE** of the fluid that generates the pressure.

The pressure gauge is powered by an internal rechargeable Li-ion battery with up to 50 hours of continuous operation (without backlight). To recharge the battery you can use the USB port with a 5Vdc power supply or by connecting it directly to the PC.

For continuous operation it is possible to keep the manometer powered by the USB port or for industrial applications, it is possible to provide an external supply from 12 to 24 Vdc (option).


In the programming menu accessible from the keyboard it is possible to customize the behavior of the pressure gauge by adjusting various functions such as the **DIGITAL FILTER**, which allows to keep the measurement stable even in the presence of unsteady pressures, resolution, unit of measurement, Auto power off etc ...

Using the keyboard it is possible to set the positive and negative **PEAK** function to record the maximum and minimum pressures detected during the test.

On the display there is an analogue indication with pressure bar always active even within the programming menu.

The **WIRELESS** transmission is planned as an option to create a network of pressure gauges (up to 32) managed by a PC using the **WinWimod** software for mobile or reconfigurable applications without the need for collecting cables.


Main features:

- Normalized pressures from 100 mbar to 3000 bar ABSOLUTE, RELATIVE and VACUUM.
- TEMPERATURE measurement in ° C or ° F.
- 5-digit LCD display with backlight.
- Resolution, digital filter, conversions in units of measurement.
- Functions of ZERO, PEAK max. and min.
- KEY LOCK function  to protect the use parameters from unauthorized changes.
- LOOP function in which the measurement of pressure and temperature are alternated on the display.

OPTIONS:

- RS232 communication port (as an alternative to USB communication).
- Internal DATA LOGGER with clock and calendar.
- Wireless transmission of pressure and temperature measurement.
- External power supply from 12Vdc to 24Vdc
- Built-in container.

TECHNICAL DATA

| | |
|---|---|
| ACCURACY (linearity and hysteresis) | $\leq \pm 0,05$ % F.S. $\leq \pm 0,10$ % F.S. versions 2500 and 3000 bar |
| ABSOLUTE PRESSURE (1) Zero to the absolute vacuum pressure. | 1 – 2.5 – 5 – 10 bar |
| RELATIVE PRESSURE (R) Zero at atmospheric pressure. | 100 – 250 – 500 mbar 1 – 2,5 – 5 – 10 – 20 – 50 – 100 bar 250 – 350 – 500 – 700 bar 1000 – 1500 – 2000 – 2500 – 3000 bar |
| RELATIVE VACUUM (V) Zero at atmospheric pressure | -1 ... 1 bar -1 ... 2.5 bar -1 ... 5 bar -1 ... 10 bar -1 ... 20bar |
| PRESSURE UNITS | bar – mbar – psi – Mpa – kPa – kg/cm ₂ – mHg mmHg – mmH ₂ O – mH ₂ O |
| TEMPERATURE INDICATION a) Resolution b) Accuracy REFERENCE TEMPERATURE OPERATING TEMPERATURE RELATIVE UMIDITY | Unit °C - °F 0.1 °C ± 1 °C 0 ... +50 °C -10 ... +60 °C < 90 % not condensed |
| TEMPERATURE EFFECT (1 °C) a) on zero b) on sensitivity | $\leq \pm 0,002$ % $\leq \pm 0,002$ % |
| INTERNAL RESOLUTION CONVERSIONS PER SECONDS | 24 bit 10 (100ms) |
| DISPLAY LCD BACKLIGHT DISPLAY HEIGHT | CUSTOM 7 SEGMENT 13mm |
| RESOLUTION FUNCTION DIGITAL FILTER FUNCTION ZERO FUNCTION PEAK FUNCTION LOOP FUNCTION LOCK (LOC)  | 1, 2, 5, 10 from 0 to 5 100 % F.S. Positive / Negative (VACUUM) Switch between pressure and temperature To protect parameters change |
| COMMUNICATION PORT TRANSMISSION TYPE TRANSMISSION RATE IN COUNTINUOUS MODE MAX DISTANCE | USB 2.0 On DEMAND or CONTINUOUS 10 values per second 5 m |
| POWER SUPPLY (2) Autonomy Battery recharge EXTERNAL POWER SUPPLY (OPTION) | 1 Li-Ion Battery 3.6V 1800mA/h 50 hours continuous From USB port (5Vdc) from 12Vdc to 24Vdc |

| | |
|------------------------------------|-------------------------|
| MECHANICAL LIMIT VALUES: | |
| a) service pressure | 100% F.S. |
| b) limit pressure | 150% F.S. |
| c) breaking pressure | >300% F.S. |
| d) highly dynamic pressure | 75% F.S. |
| PROCESS COUPLING | 1/2" G Male |
| SEAL RECOMMENDED | USIT A 63-18 |
| TIGHTENING WRENCH | 27 mm |
| TIGHTENING TORQUE | 28 Nm |
| PROTECTION CLASS (EN 60529) | IP40 |
| MATERIAL SENSOR | 17-4 PH STAINLESS STEEL |
| CONTAINER MATERIAL | ALUMINUM |



(1) ACCREDIA certificate in RELATIVE mode.

(2) In case of non-use or prolonged storage, we recommend recharging the battery at least once a month to prevent the battery from discharging completely.

OPTIONS: (to be purchased separately)

| | |
|--|--|
| INTERNAL DATALOGGER | Pressure and Temperature |
| INTERNAL CLOCK / CALENDAR | YES |
| MAX NUMBER OF STORING POINTS | 130.000 (only pressure) 65.000 (pressure and temperature) |
| STORING RATE | settable (Max 1s) |
| MAX DATA LOGGER DURATION (3) | 10000 hours |
| WIRELESS TRANSMISSION | 868 MHz |
| MAX DISTANCE | 40 m in free space |
| MAX number of manometers in network | 32 |
| SERIAL PORT (4) | RS232C |
| BAUD RATE | Fixed at 9600 baud |
| TYPE OF TRANSMISSION | On DEMAND or continuous |
| BUILT-IN VERSION | Case for panel mounting |
| MATERIAL | Glass-fiber reinforced technopolymer |
| EXTERNAL POWER SUPPLY (without internal battery) | from 12 to 24Vdc |



(3) For long durations of the data logger it may be necessary to supply the pressure gauge externally or recharge it periodically.

(4) The RS232C communication excludes USB communication.
In this case the USB port is used only to recharge the battery.

Accessories supplied in the STANDARD version:

ACCREDIA certificate.
 Shock resistant silicone COVER.
 USB power supply (5VDC @ 700mA)
 USB cable.
 CASE for transport.
 CD containing MANUAL and USB DRIVER.
 N ° 2 mordant cones only for high pressure gauges from 1000 bar to 3000 bar.



Accessories supplied in the BUILT-IN version:

ACCREDIA certificate.
 2 mounting brackets
 USB power supply (5VDC @ 700mA)
 USB cable.
 CD containing MANUAL and USB DRIVER.
 N ° 2 mordant cones only for high pressure gauges from 1000 bar to 3000 bar.



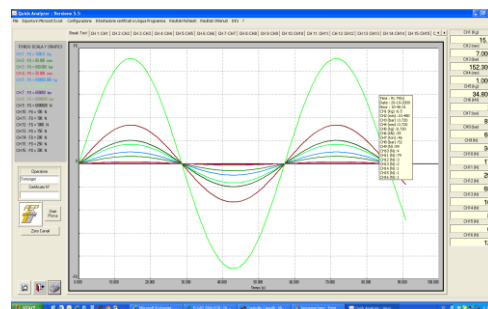
Accessories: (to be purchased separately)

EXTERNAL POWER SUPPLY from 220V to 12Vdc.
 Code: **TALDMM**
 RS232 cable code: **TCAVOSERIALE**



Quick analyzer Quick analyzer Light

Application software that interface directly to the pressure gauge and support the operator in the various functions of testing, analysis, time monitoring, data storage, data logger management and measurement transfer on Microsoft Excel etc ...



PressKAL

Software dedicated to the calibration and metrological confirmation of pressure gauges such as pressure gauges, transducers and pressure transmitters and pressure switches.

| Pressione | Pressione | Pressione | Pressione | Pressione | Pressione | Pressione |
|-----------|-----------|-----------|-----------|-----------|-----------|-----------|
| 0 | 0 | 0 | 0 | 0 | 0 | 0 |
| 100 | 100 | 100 | 100 | 100 | 100 | 100 |
| 200 | 200 | 200 | 200 | 200 | 200 | 200 |
| 300 | 300 | 300 | 300 | 300 | 300 | 300 |
| 400 | 400 | 400 | 400 | 400 | 400 | 400 |
| 500 | 500 | 500 | 500 | 500 | 500 | 500 |
| 600 | 600 | 600 | 600 | 600 | 600 | 600 |
| 700 | 700 | 700 | 700 | 700 | 700 | 700 |
| 800 | 800 | 800 | 800 | 800 | 800 | 800 |
| 900 | 900 | 900 | 900 | 900 | 900 | 900 |
| 1000 | 1000 | 1000 | 1000 | 1000 | 1000 | 1000 |



Manual pressure generators used to compare the measurements between the sample manometer and the instrument being calibrated.
Ideal for calibrations and metrological confirmations of pressure gauges such as pressure gauges, transducers and pressure transmitters and pressure switches.

WIRELESS transmission (option)

The **LABDMM2** pressure gauge can transmit the measurement of pressure and temperature via radio at regular intervals. The transmission frequency, 868 MHz, makes the communication safe and reliable even in the presence of other transmission systems such as mobile phones, walky talkys, radio microphones, remote controls etc that normally work on other frequencies.
You can create a network of max. 32 **AEP transducers** radio pressure gauges manageable through the **WinWIMOD** program. In this environment, you can create and store charts, print reports and export measurements in a Microsoft Excel environment.
The PC-side receiver is a USB pen-drive module as shown in the figure alongside with an integrated antenna.
You can create your own personalized reception program by requesting the **AEP transducers** manual which documents the wireless communication protocol with the **LABDMM2** manometer.




MAX Distance in free space : 40m.

STANDARD Indications

| TYPE ⁽¹⁾ | Full Scale | Display | Resolution | Display | Resolution | Display | Resolution | Display | Resolution |
|---------------------|------------|---------|------------|---------|------------|---------|------------|---------|------------|
| | bar | bar | bar | mbar | mbar | psi | psi | MPa | MPa |
| RV | 0.1 | 0.1000 | 0.0001 | 100.00 | 0.01 | 1.450 | 0.002 | 0.0100 | 0.0001 |
| RV | 0.25 | 0.2500 | 0.0001 | 250.00 | 0.05 | 3.620 | 0.002 | 0.0250 | 0.0001 |
| RV | 0.5 | 0.5000 | 0.0001 | 500.00 | 0.05 | 7.200 | 0.002 | 0.0500 | 0.0001 |
| ARV | 1.0 | 1.0000 | 0.0001 | 1000.0 | 0.1 | 14.500 | 0.002 | 0.1000 | 0.0001 |
| ARV | 2.5 | 2.5000 | 0.0005 | 2500.0 | 0.5 | 36.200 | 0.005 | 0.2500 | 0.0001 |
| ARV | 5 | 5.0000 | 0.0005 | 5000.0 | 0.5 | 72.500 | 0.010 | 0.5000 | 0.0001 |
| ARV | 10 | 10.000 | 0.001 | 10000 | 1 | 145.00 | 0.02 | 1.0000 | 0.0001 |
| RV | 20 | 20.000 | 0.002 | 20000 | 2 | 290.00 | 0.02 | 20000 | 0.0002 |
| R | 50 | 50.000 | 0.005 | 50000 | 5 | 725.00 | 0.10 | 5.0000 | 0.0005 |
| R | 100 | 100.00 | 0.01 | 99900 | 10 | 1450.0 | 0.2 | 10.000 | 0.001 |
| R | 250 | 250.00 | 0.02 | 99900 | 20 | 3620.0 | 0.5 | 25.000 | 0.002 |
| R | 350 | 350.00 | 0.05 | 99900 | 50 | 5000.0 | 0.5 | 35.000 | 0.005 |
| R | 500 | 500.00 | 0.05 | 99900 | 50 | 7250.0 | 0.2 | 50.000 | 0.005 |
| R | 700 | 700.00 | 0.05 | 99900 | 50 | 10000 | 0.2 | 70.000 | 0.005 |
| R | 1000 | 1000.0 | 0.1 | 99000 | 100 | 14500 | 2 | 100.00 | 0.01 |
| R | 1500 | 1500.0 | 0.2 | 99000 | 200 | 21700 | 5 | 150.00 | 0.02 |
| R | 2000 | 2000.0 | 0.2 | 99000 | 200 | 29000 | 5 | 200.00 | 0.02 |
| R | 2500 | 2500.0 | 0.2 | 99000 | 200 | 36250 | 5 | 250.00 | 0.02 |
| R | 3000 | 3000.0 | 0.2 | 99000 | 200 | 43500 | 5 | 300.00 | 0.02 |

⁽¹⁾ A = Absolute R = Relative V = Vacuum

Dimensions (mm) standard version



Dimensions (mm) built-in version



Purchasing codes

| TLDMM | Pressure | CX41 | Full Scale | | | | OPTION |
|-------|-----------------------------|------|------------|------|------|---------------------|--------------|
| | R = Relative | | 0B1 | 5B | 250B | 1KB5 | S = RS232C |
| | A = Absolute ⁽²⁾ | | 0B2 | 10B | 350B | 2KB | W = Wireless |
| | | | 0B5 | 20B | 500B | 2KB5 ⁽³⁾ | |
| | | | 1B | 50B | 700B | 3KB ⁽³⁾ | |
| | | | 2B5 | 100B | 1KB | | |

Example: **TLDMM R CX41 50B S**

| | |
|--------------|-------------------------|
| TDMMV | Relative VACUUM version |
|--------------|-------------------------|

⁽²⁾ ACCREDIA Certificate in RELATIVE mode.

ACCREDIA calibration in ABSOLUTE mode CAN NOT be performed by the LAT Center N ° 093. On request it can be commissioned to other accredited calibration Centers.

⁽³⁾ ACCREDIA calibration CAN NOT be performed by the LAT Center N ° 093.

On request it can be commissioned to other accredited calibration Centers.



Dasa-Rägister
EN ISO 9001:2015
IQ-1100-01



LAT N° 093
Calibration Centre
The products are NOT covered by accreditation



Production Quality Assurance Certified n°
TÜV CY 17 ATEX 0205891 Q